







Department of Computer Science & Engineering.

Minutes of CDMC Meeting

19-03-2019

Curriculum Design and Monitoring Committee meeting for B.Tech CSE program is conducted on 19-03-2019 at VPSF01, JC Bose block, VFSTR Deemed to be University. The following members are attended the meeting.

S.No	Members	Designation
1.	Dr. Venkatesulu Professor & Head	Chairman 
2.	Dr. Hemantha Kumar K, Professor	Member 
3.	Dr. S.V.Phani Kumar, Associate Professor	Member 
4.	Mr. S.V Rama Krishna, Asst. Professor	Member 

Agenda of the meeting

- 1) Analysis of the feedback collected from various stakeholders such as Alumni, Employers, Faculty, Parents and Students during the AY 2018-19.
- 2) Any other point with the permission of Chair.

The following are the important points of analysis obtained from various stakeholders:

- ✓ Introduce Technical seminars
- ✓ There are many opportunities for data analysts. If you make BDA as core course instead of elective, that may help you in increasing job opportunities.
- ✓ Include nptel/ swayam/ mooc courses in the curriculum for the credits
- ✓ Include some more advanced/ emerging technologies in electives
- ✓ Offer more hours for practical and suggested to include society-based projects
- ✓ Discussion on minor projects
- ✓ As like life and employability skills, if possible, include credits for sports and fitness.

Detailed feedback analysis report and draft course structure is enclosed as Annexure.



HoD, CSE

HOD

**Dept. of Computer Science & Engineering
VFSTR Deemed to be University
VADLAMDI - 522 213
Guntur Dist., A.P. India**



2018-19 B Tech CSE Feedback Analysis

Feedback Analysis of Alumni

Feedback has been received from the Alumni on the following seven parameters:

- Q1. Curriculum has paved a good foundation in understanding the basic engineering concepts.
- Q2. Course Contents of Curriculum are in tune with the Program Outcomes
- Q3. Curriculum imparted all the required Job Oriented Skills
- Q4. Professional and Open Electives of Curriculum served the technical advancements needed to serve in the industry
- Q5. Tools and Technologies learnt during laboratory sessions has enriched the problem-solving skills
- Q6. Ability to compete with your peers from other Universities
- Q7. Current Curriculum is superior to your studied Curriculum

The categorization of rating is as follows: Strongly Agree (5), Agree (4), Moderate (3), Disagree (2) and Strongly Disagree (1).

Feedback Analysis is carried based on Average Satisfaction Rating. Rating categorization is carried based on Excellent (≥ 4); Very Good (≥ 3.5 & < 4); Good (≥ 3 & < 3.5); Moderate (> 2 & < 3) and Unsatisfactory (< 2)

Feedback from Alumni 2018-19 (Academic Year) - UG – B. Tech (CSE)

The result derived in terms of percentage of students with common views, average score, and ratings is presented in Table.

Parameters	Rating 5	Rating 4	Rating 3	Rating 2	Rating 1	Average Score	Rating
Q1	50	45.8	4.2	0	0	4.458	Excellent
Q2	54.2	25	20.8	0	0	4.334	Excellent
Q3	50	33.3	16.7	0	0	4.333	Excellent
Q4	29.2	37.5	33.3	0	0	3.959	Very Good
Q5	45.8	37.5	16.7	0	0	4.291	Excellent
Q6	33.3	62.5	4.2	0	0	4.291	Excellent

Q7	62.5	37.5	0	0	0	4.625	Excellent
----	------	------	---	---	---	-------	-----------

The highest score of 4.62 was given to the parameter “Q7: Current Curriculum is superior to your studied Curriculum” followed by “Q1: Curriculum has paved a good foundation in understanding the basic engineering concepts” with a score of 4.45 and has been rated as Excellent.

The parameters “Q2: Course Contents of Curriculum are in tune with the Program Outcomes”, “Q3: Curriculum imparted all the required Job Oriented Skills”, “Q5: Tools and Technologies learnt during laboratory sessions has enriched the problem-solving skills” and “Q6: Ability to compete with your peers from other Universities” obtained the average scores of 4.334, 4.333 and 4.291 respectively and has been rated as Excellent.

It is clearly visible from the table that the parameter “Q4: Professional and Open Electives of Curriculum served the technical advancements needed to serve in the industry” obtained average score of 3.959 and has been rated as Very Good.

Feedback Analysis from Employer

Feedback has been received from the employer on the following nine parameters:

- Q1. Course Contents of Curriculum are in tune with the Program Outcomes
- Q2. Curriculum provides the scope for improving the required skills of IT and IT enabled Industry Demands
- Q3. Professional and Open Electives are fulfilling the ever- evolving needs of IT industries
- Q4. Tools and technologies described in the curriculum are enough to design and develop new applications of IT Industry.
- Q5. Problem Solving and Soft Skills acquired by the students through the curriculum will enable them to be placed in IT Industry.

The categorization of rating is as follows: Strongly Agree (5), Agree (4), Moderate (3), Disagree (2) and Strongly Disagree (1).

Feedback Analysis is carried based on Average Satisfaction Rating. Rating categorization is carried based on Excellent (≥ 4); Very Good (≥ 3.5 & < 4); Good (≥ 3 & < 3.5); Moderate (> 2 & < 3) and Unsatisfactory (< 2)

Feedback from Employer 2018-19(Academic Year) - UG – B. Tech (CSE)

The result derived in terms of percentage of employer with common views, average score, and ratings is presented in Table.

Table: Analysis of feedback from Employer 2018-19

Parameters	Rating 5	Rating 4	Rating 3	Rating 2	Rating 1	Average Score	Rating
Q1	74.1	22.2	0	3.7	0	4.667	Excellent
Q2	40.7	44.4	14.8	0	0	4.255	Excellent
Q3	74.1	22.2	0	0	3.7	4.63	Excellent
Q4	40.7	51.9	7.4	0	0	4.333	Excellent
Q5	70.4	22.2	7.4	0	0	4.63	Excellent

The highest score of 4.667 was given to the parameter “Q1: Course Contents of Curriculum are in tune with the Program Outcomes” followed by “Q3: Professional and Open Electives are fulfilling the ever- evolving needs of IT industries”, and “Q5: Problem Solving and Soft Skills acquired by the students through the curriculum will enable them to be placed in IT Industry” with scores of 4.63 and 4.63 and have been rated as Excellent.

It is clearly visible from the table that the parameter “Q4: Tools and technologies described in the curriculum are enough to design and develop new applications of IT Industry” and “Q2: Curriculum provides the scope for improving the required skills of IT and IT enabled Industry Demands” obtained average scores 4.333 and 4.225 respectively and has been rated as Excellent.

Time to time meetings were conducted at the department level to leverage new and advanced techniques to improve the problem solving skills and soft skills of the students which enable them to be placed in IT Industry.

The feedback analysis given by employer reveals that by fulfilling the ever- evolving needs of IT industries and improving the required skills of IT and IT enabled Industry Demands helps the student to get placements.

Feedback from faculty 2018-19 (Academic Year) - UG – B. Tech (CSE)

The result derived in terms of percentage of faculty with common views, average score, and ratings are presented in Table.

Table: Analysis of feedback from faculty 2018–19

Parameters	Rating 5	Rating 4	Rating 3	Rating 2	Rating 1	Average Score	Rating
Q1	77	13.1	8.2	0	1.6	4.636	Excellent
Q2	75.4	24.6	0	0	0	4.754	Excellent
Q3	72.1	26.2	0	0	1.6	4.669	Excellent
Q4	70.5	18	8.2	3.3	0	4.557	Excellent
Q5	72.1	24.6	3.3	0	0	4.688	Excellent
Q6	73.8	18	6.6	0	1.6	4.624	Excellent

Q7	80.3	16.4	3.3	0	0	4.77	Excellent
Q8	73.8	16.4	8.2	0	1.6	4.608	Excellent
Q9	73.8	16.4	1.6	8.2	0	4.558	Excellent

The highest score of 4.77 was given to the parameter "Q7: Composition of Basic Sciences, Engineering, Humanities and Management Courses is satisfiable" followed by "Q2: Course Contents enhance the Problem-Solving Skills and Core competencies" with a score of 4.754 and has been rated as Excellent.

It is clearly visible from the table that the parameters "Q5: Electives enable the passion to learn new technologies in emerging areas", "Q3: Allocations of Credits to the Courses are satisfiable", "Q1: Course Contents of Curriculum are in tune with the Program Outcomes", "Q6: Curriculum is providing opportunity towards Self learning", "Q8: Courses with laboratory sessions are sufficient to improve the technical skills of students", "Q9: Inclusion of Minor/ Mini Projects improved the technical competency and leadership skills among the students" and "Q4: Contact Hour Distribution among the various Course Components (LTP) is Justifiable" obtained average scores 4.688, 4.669, 4.636, 4.624, 4.608, 4.558 and 4.557 respectively and has been rated as Excellent.

Feedback from Parents 2018-19 (Academic Year) - UG – B. Tech (CSE)

The result derived in terms of percentage of Parents with common views, average score, and rating is presented in Table.

Table: Analysis of feedback from Parents 2018 – 19

Parameters	Rating 5	Rating 4	Rating 3	Rating 2	Rating 1	Average Score	Rating
Q1	88.7	7.1	3.5	0	0.7	4.831	Excellent
Q2	84.4	11.3	2.8	0.7	0.7	4.777	Excellent
Q3	83.7	11.3	2.8	0	2.1	4.742	Excellent
Q4	86.5	7.8	3.5	0	2.1	4.763	Excellent
Q5	89.4	4.3	4.3	0.7	1.4	4.799	Excellent

The highest score of 4.831 "Q1: Curriculum enhances the intellectual aptitude of your ward" and has been rated as Excellent.

The parameter "Q5: Course Curriculum is of the global standard and is in tune with the needs of IT and IT enabled industries" obtained the score of 4.799 followed by "Q2: Curriculum realizes the personality development and technical skilling of your ward" with a score of 4.777 and has been rated as Excellent.

It is clearly visible from the table that the parameters “Q4: Competency of your ward is on par with the students from other Universities/Institutes” and “Q3: Satisfaction about the Academic, Emotional Progression of your ward” obtained average score 4.763 and 4.742 respectively and has been rated as Excellent which clearly reflects the benefit towards the parent’s expectations.

Time to time meetings were conducted at the department level to leverage new and advanced techniques to combat the learning difficulties of the students.

Feedback from Students 2018 - 19 (Academic Year) - UG – B. Tech (CSE)

The result derived in terms of percentage of students with common views, average score, and ratings is presented in Table.

Table: Analysis of feedback from students 2018 – 19

	Strongly Agree	Agree	Moderate	Disagree	Strongly Disagree	Avg. Rating	Grade
Q1	53	34.6	8.3	2.5	1.6	4.349	Excellent
Q2	43.7	39.8	16.3	0.2	0	4.27	Excellent
Q3	33.7	42.9	16.3	4.2	2.9	4.003	Excellent
Q4	29.7	33.9	28.9	3.4	4.1	3.817	Very Good
Q5	31.5	44.3	17.3	2.9	4	3.964	Very Good
Q6	29.4	40.2	23.3	3.7	3.4	3.885	Very Good
Q7	29.5	51.2	14.6	2	2.7	4.028	Excellent
Q8	27.7	52.2	13.8	3.9	2.5	3.99	Very Good
Q9	36.3	37.1	17.3	4.2	5.1	3.953	Very Good

The highest score of 4.34 was given to the parameter “Q1: Course Contents of Curriculum are in tune with the Program Outcomes” followed by “Q2: Course Contents are designed to enable Problem Solving Skills and Core competencies” with a score of 4.27 and “Q7: Composition of Basic Sciences, Engineering, Humanities and Management Courses is a right mix and satisfiable” obtained the average score of 4.028 followed by “Q3: Courses placed in the curriculum serves the needs of both advanced and slow learners” with a score of 4.003 and has been rated as Excellent.

It is clearly visible from the table that the parameters “Q8: Laboratory sessions are sufficient to improve the technical skills of students”; “Q5: Electives have enabled the passion to learn new technologies in emerging areas” and “Q9: Inclusion of Minor Project/ Mini Projects improved the technical competency and leadership skills among the students” obtained the average scores are 3.99; 3.964 and 3.953 respectively and has been rated as Very Good.

Average scores of 3.885 and 3.817 were obtained by the parameters “Q6: Curriculum is providing opportunity towards Self learning to realize the expectations” and “Q4: Contact Hour Distribution among the various Course Components (LTP) is satisfiable” and has been rated as Very Good.

D. Venkatesh
HOD, CSE